

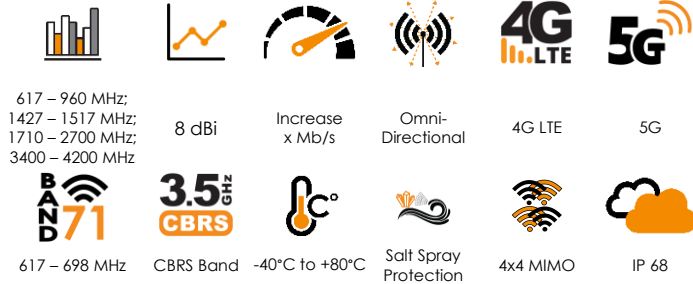
OMNI-914



ANTENNAS | OMNI-914 SERIES

HIGH GAIN, OMNI-DIRECTIONAL, 4X4 MIMO LTE/5G ANTENNA

617 – 4200 MHz, 8 dBi



- High performance, omni-directional marine & coastal antenna
- 4x4 MIMO capability for improved performance
- Covers contemporary LTE/5G bands from 617 to 4200 MHz
- UV and saltwater protected for marine and coastal conditions
- Robust and all-weather proof for harsh conditions at sea (IP 68)
- Optional 316 stainless steel mounting bracket available

APPLICATION AREAS

Product Overview

The OMNI-914 is a high gain, ultra-wideband antenna, which covers all contemporary LTE/5G frequency bands with excellent balanced gain across all frequencies from 617 to 4200 MHz. The antenna offers 4x4 MIMO capability from its vertically separated radiating elements, all in the same single radome. The antenna design combines four high gain omni-directional antennas, which allows for superior pattern control over the entire frequency range. This unique combination makes the OMNI-914 a true omni-directional 4x4 MIMO antenna, suitable for marine and coastal applications.

The antenna comes with an IP68 protection rating against dust and water ingress, making it ideal for most severe storms at sea. The radome is also fully salt water protected so that it can be used in highly corrosive environments, thanks to the fiberglass radome material. The OMNI-914 guarantees signal reception almost everywhere and is usable in all part of the world. The ultra-wideband performance makes the antenna future proof, as it covers LTE Band 71 (617 to 698 MHz) as well as the CBRS bands from 3400 to 4200 MHz for inland use.

Features

- High performance, 4x4 MIMO omni-directional antenna
- Wideband antenna for LTE/5G (617 to 4200 MHz)
- Includes Band 71 (617 to 698 MHz) and 3.5 GHz 5G band
- Robust and weather resistant enclosure with IP 68 rating
- UV and salt-water resistant enclosure

Application Areas

- Marine applications: Super Yachts / Boats / Ferries
- Enhanced LTE/4G and 5G reception
- Increase system transmission reliability
- High-end industrial grade router applications
- Industrial and commercial LTE/5G deployment
- Agricultural and farming LTE/5G data distribution

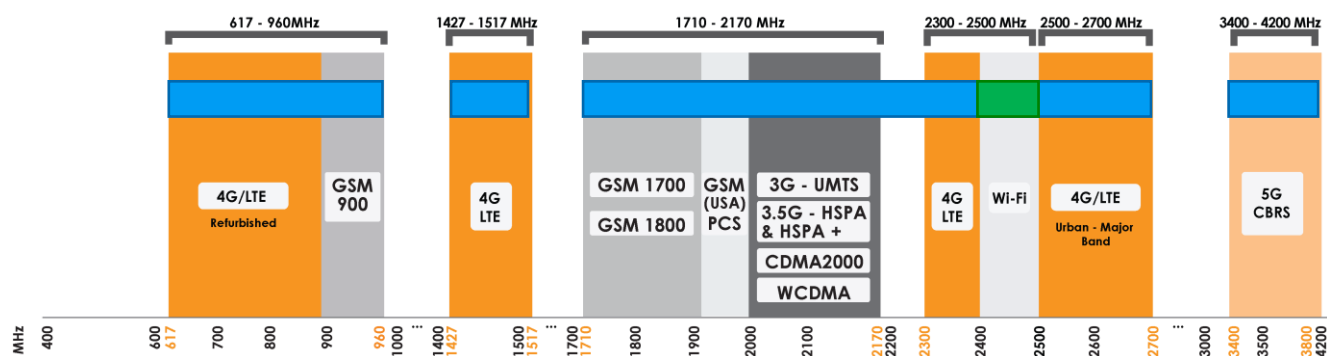


OMNI-914

©2021 Poynting Antennas (Pty) Ltd. All rights reserved
Product Specifications may change without prior notice
Revised: December 2021

Frequency Bands


The OMNI-914 is an omni-directional antenna that works from 617 – 960 MHz | 1427 – 1517 MHz | 1710 – 2700 MHz | 3400 – 4200 MHz



Indicates the LTE bands on which OMNI-914 works

Indicates the WIFI bands on which OMNI-914 works

Antenna Overview

	
Ports	4
SISO / MIMO	MIMO
Frequency Bands	617 – 4200 MHz
Polarisation	Vertical
Peak Gain	8 dBi
Coax Cable Type	Twin HDF 195
Coax Cable Length	2m
Connector Type	N-Type (F)

*The coax cable & connector are factory mounted to the antenna

Electrical Specifications

Frequency bands:	617 – 960 MHz 1427 – 1517 MHz 1710 – 2700 MHz 3400 – 4200 MHz
Gain (Max):	6 dBi @ 617 – 960 MHz 5.5 dBi @ 1427 – 1517 MHz 8 dBi @ 1710 – 2700 MHz 5.5 dBi @ 3400 – 4200 MHz
Gain (Mean):	5 dBi @ 617 – 960 MHz 2 dBi @ 1427 – 1517 MHz 6 dBi @ 1710 – 2700 MHz 3.5 dBi @ 3400 – 4200 MHz
VSWR:	≤ 2.5:1 Across 90% of the bands
Feed power handling:	10 W
Input impedance:	50 Ohm (nominal)
Polarisation:	Linear Vertical
Coax cable loss:	0.385 dB/m @ 900 MHz 0.507 dB/m @ 1500 MHz 0.565 dB/m @ 1800 MHz 0.788 dB/m @ 3000 MHz
DC short:	Yes

Product Box Contents

Antenna:	A-OMNI-0914
Mounting bracket:	Wall/ Pole Mount Bracket

Ordering Information

Commercial name:	OMNI-914
Order product code:	A-OMNI-0914-V1-01
EAN number:	6009710924235

Mechanical Specifications

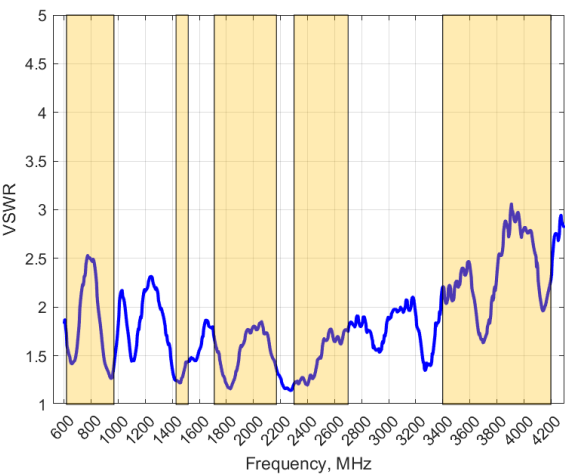
Product dimensions	2454 mm x Ø145 mm (Incl. Mounting Base)
Packaged dimensions:	TBC
Weight:	TBC
Packaged weight:	TBC
Radome material:	Fiberglass with 316 stainless steel caps
Radome colour:	Brilliant White Pantone P 179-1C
Mounting Type:	Pole, Wall and Surface Mounted

Environmental Specifications, Certification & Approvals

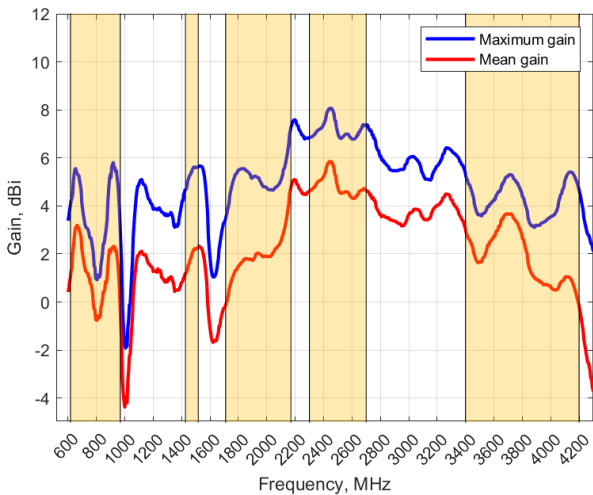
Wind Survival:	<190 km/h
Temperature Range (Operating):	-40°C to +80°C
Environmental Conditions:	Outdoor/Indoor
Water ingress protection ratio/standard:	IP 68
Salt Spray:	MIL-STD 810G/ASTM B117
Operating Relative Humidity:	Up to 98%
Storage Humidity:	5% to 95% - non-condensing
Storage Temperature:	-40°C to +80°C
Enclosure Flammability Rating:	UL 94-HB
Impact resistance:	IK 10
Product Safety & Environmental:	Complies with CE and RoHS standards

Antenna Performance Plots

VSWR



PEAK GAIN (EXCLUDING CABLE LOSS)



Voltage Standing Wave Ratio (VSWR)*

VSWR is a measure of how efficiently radio-frequency power is transmitted from a power source, through a transmission line, into a load. In an ideal system, 100% of the energy is transmitted which corresponds to a VSWR of 1:1.

The OMNI-914 delivers superior performance across all bands with a VSWR of 2.5:1 or better across 90% of the bands.

*VSWR measured with 2m low loss cable

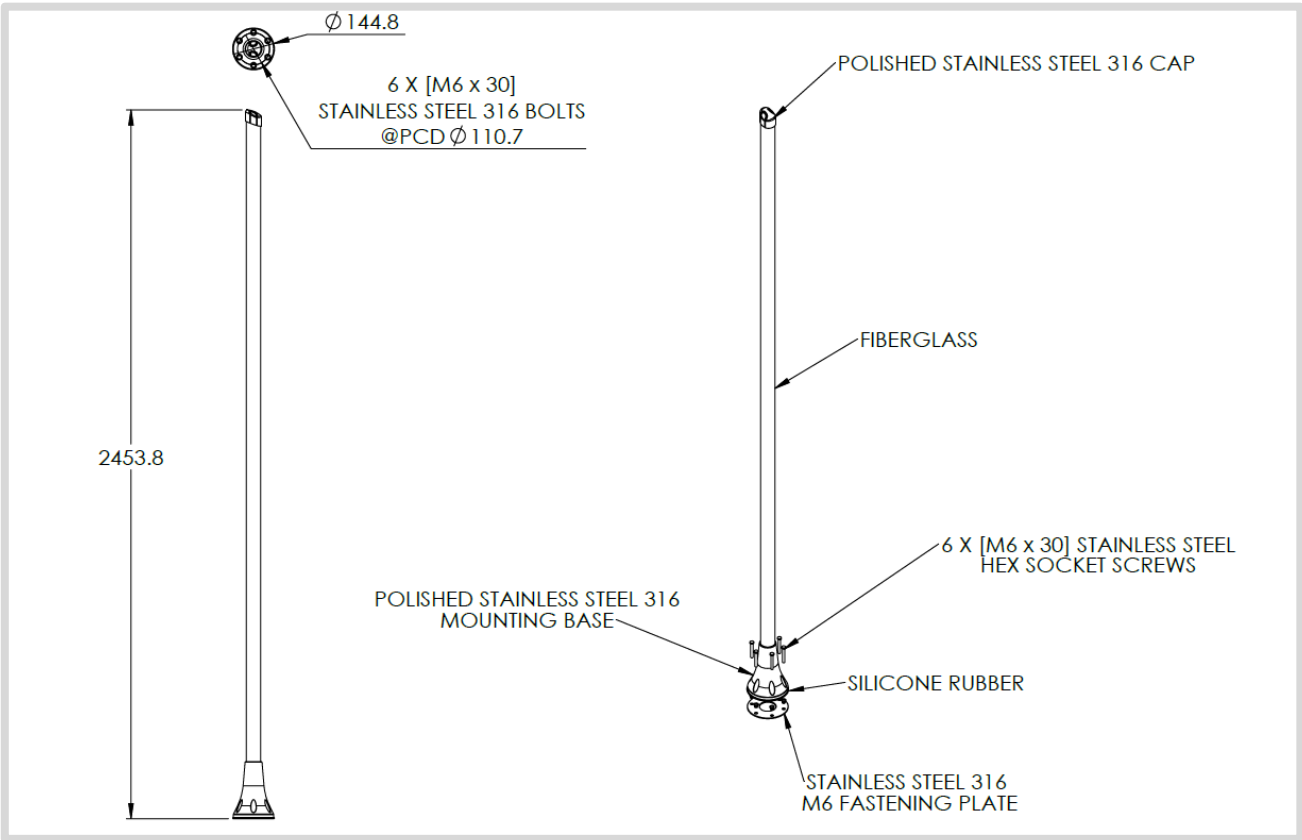
Gain* in dBi

8 dBi is the peak gain across all bands from 617 - 4200 MHz

Gain @ 617 – 960 MHz (Max; Mean):	6 dBi ; 5 dBi
Gain @ 1427 – 1517 MHz (Max; Mean):	5.5 dBi ; 2 dBi
Gain @ 1710 – 2700 MHz (Max; Mean):	8 dBi ; 6 dBi
Gain @ 3400 – 4200 MHz (Max; Mean):	5.5 dBi ; 3.5 dBi

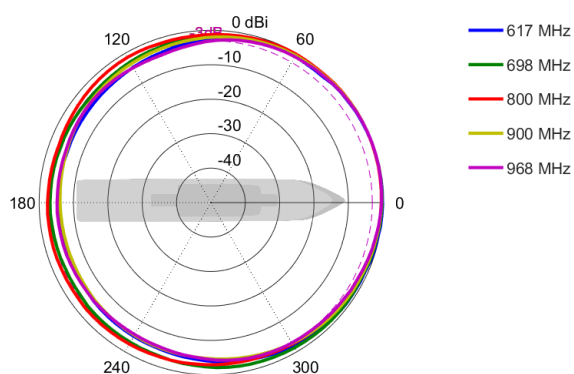
*Antenna gain measured with polarisation aligned standard antenna

Technical Drawings

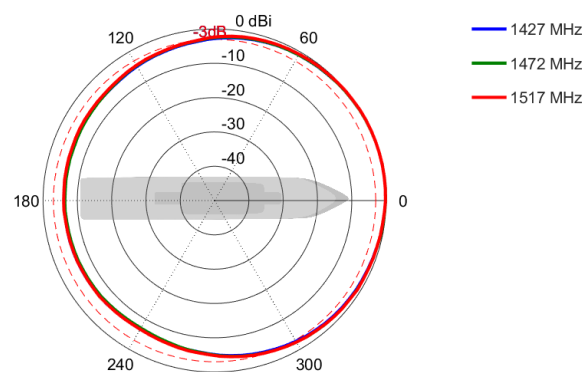


Radiation Patterns

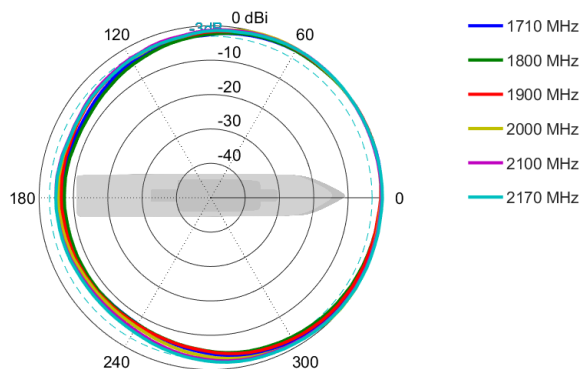
Azimuth: 617 – 968 MHz



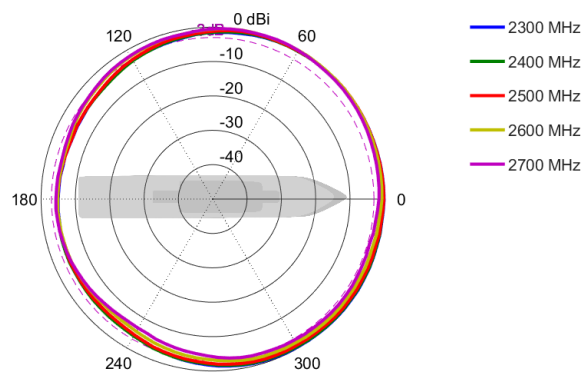
Azimuth: 1427 – 1517 MHz



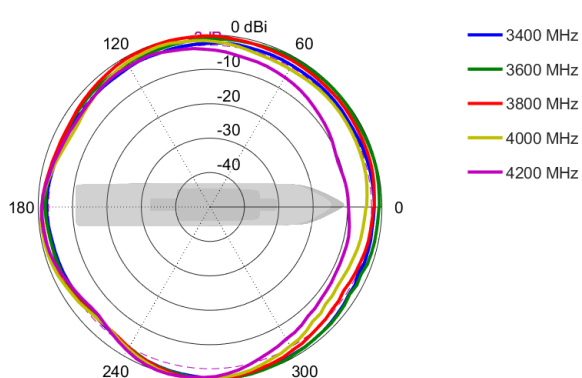
Azimuth: 1710 – 2170 MHz



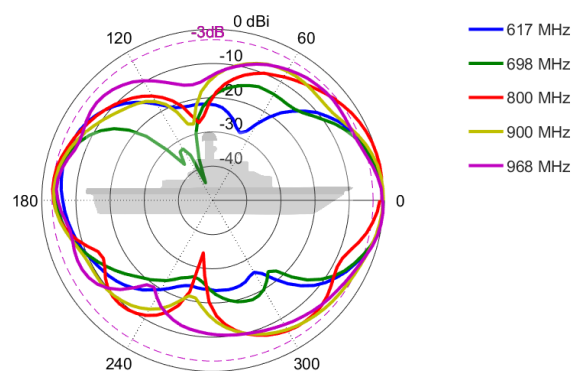
Azimuth: 2300 – 2700 MHz



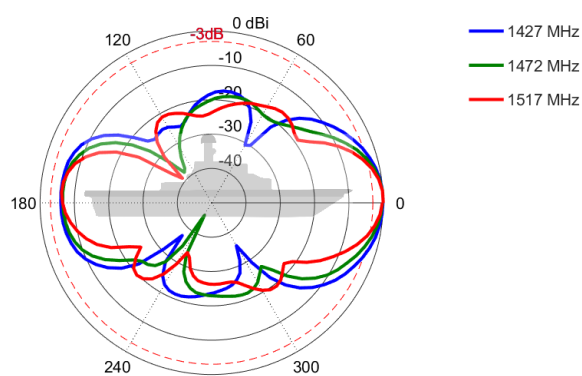
Azimuth: 3400 – 4200 MHz



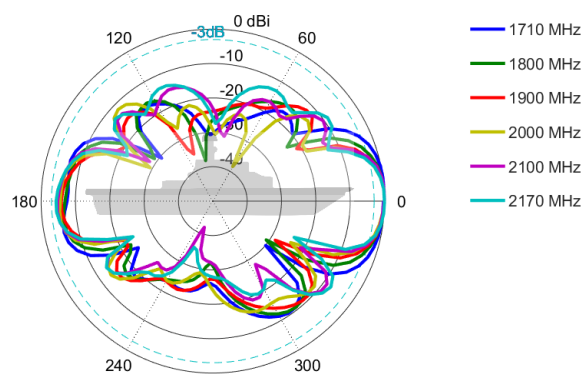
Elevation: 617 – 968 MHz



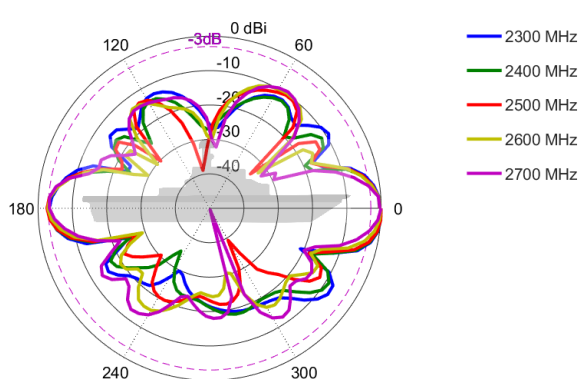
Elevation: 1427 – 1517 MHz



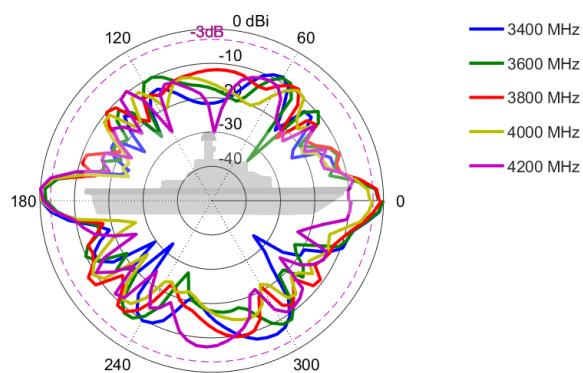
Elevation: 1710 – 2170 MHz



Elevation: 2300 – 2700 MHz



Elevation: 3400 – 4200 MHz



Mounting Options




Surface Mount

Surface mount using included base and mounting plate



Pole Mount


Pole mount using optional A-BRKT-090 (Not included)



Wall Mount

Wall mount using optional A-BRKT-090 (Not included)

Additional Accessories



BRKT-90

Narwhal Series Marine Bracket, 316 S/S

See accessories technical specifications on www.poynting.tech

Contact Poynting

Poynting Antennas (Pty) Ltd - Head Office

Unit 4, N1 Industrial Park
Landmarks Avenue,
Samrand, 0157
South Africa

Phone: +27 (0) 12 657 0050

E-mail: sales@poynting.co.za

Poynting Europe

Regus Business Center Neue Messe Riem
Kronstadter Straße 4
81677 München
Germany

Phone: +49 89 208026538

E-mail: sales-europe@poynting.tech

Poynting USA

1804 Owen Court, Suite 104,
Mansfield,
TX 76063
USA

Phone: +1 817 533-8130

E-mail: sales-us@poynting.tech