



Cross Polarised High-Gain LTE Panel Antenna

650 – 960, 1710 – 2170 and 2500 – 2700 MHz Bands

Product code: XPOL-A0002



The antenna provides an innovative and future proof solution for 4G / 3G and 2G networks. It is a unique wall or pole mountable, dual polarised, full LTE band antenna. Incorporating two separately fed ultra wideband elements in a single housing, the antenna is equipped to provide client side MiMo and diversity support for the networks of today and tomorrow.

The weatherproof housing is designed for mast and wall mounting. The antenna has 2 x 5 metres of low loss cable.

This is a cost effective value added product for signal enhancement and ensuring higher throughputs and stable links for subscribers. This will improve subscribers' user experience and increase client retention. It is ideal for any applications using cellular networks (LTE/HSPA/3G/EDGE/GPRS).

Features:

- Wall or pole mount.
- Lightweight
- Waterproof

Application areas:

- Cellular modems
- Least Cost Routers
- GSM customer premises equipment



Specifications:

Product Code:

XPOL-A0002

Electrical:

| | |
|-----------------------------|--|
| Gain | 8.3 dBi Max Gain @ 650-960 MHz 9.3 dBi Max Gain @ 1710-2170 MHz 8.2 dBi Max Gain @ 2500-2700 MHz |
| Input Frequency | 650 – 960, 1710 – 2170 and 2500 – 2700 MHz Bands |
| VSWR across operating bands | < 2.5:1 |
| Feed power handling | 4 W |
| Input impedance | 50 Ohm (nominal) |
| Polarisation | 2 x Linear (Vertical and Horizontal) |
| Cable | 2 x 5m HDF 195 |
| Connector | 2 x SMA male |
| Cable loss | 0.35dB/m @900MHz, 0.53dB/m @2000MHz, 0.6dB/m @2500MHz |

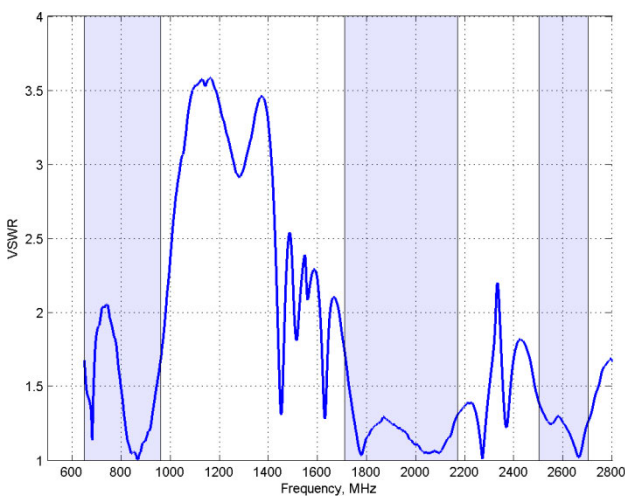
Mechanical:

| | |
|------------------------|-------------------------------------|
| Mounting | Wall and pole mount |
| Dimensions (l x w x h) | 260 x 260 x 80 mm (without bracket) |
| Radome Material | ABS (halogen free) |
| Radome Colour | RAL 9001 Cream/grey |
| Flammability Rating | UL 94-V0 |
| RoHS | Compliant |

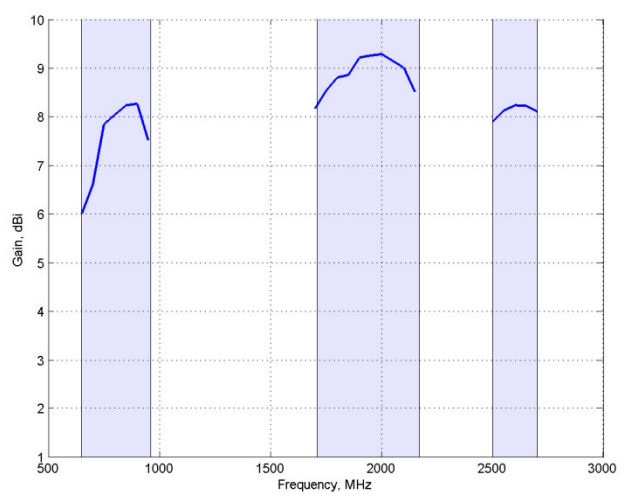
Environmental:

| | |
|--------------------------|----------------|
| Operating temperature | -20 to +70°C |
| Environmental Conditions | Outdoor/Indoor |

VSWR and Gain Plots

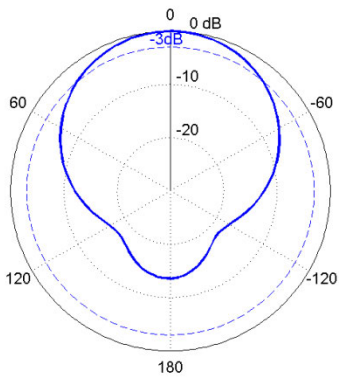


VSWR

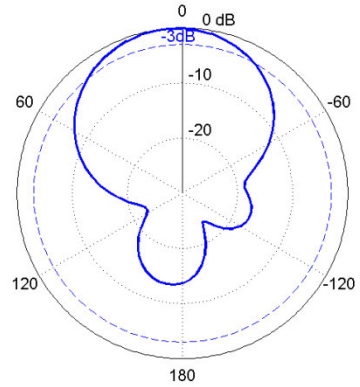


Gain (excluding cable loss)

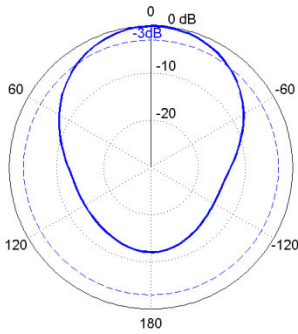
Radiation Patterns:



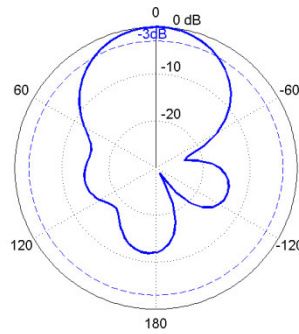
H-Plane (Azimuth)-700MHz



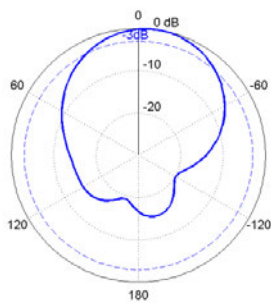
E-Plane (Elevation)-700MHz



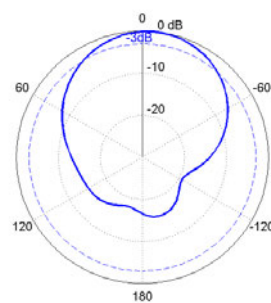
H-Plane (Azimuth)-900MHz



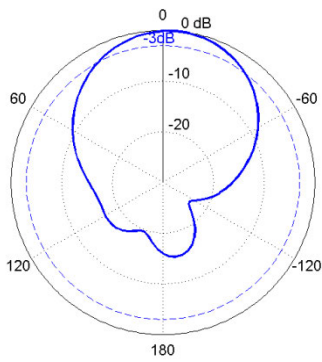
E-Plane (Elevation)-900MHz



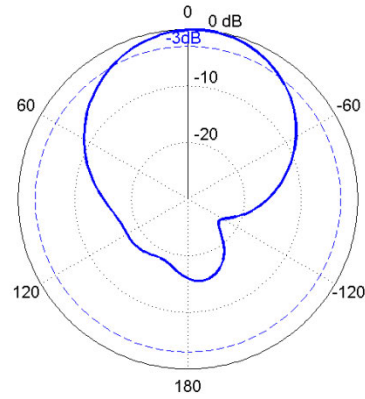
H-Plane (Azimuth)-1700MHz



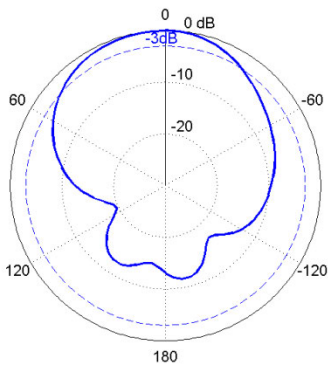
E-Plane (Elevation)-1700MHz



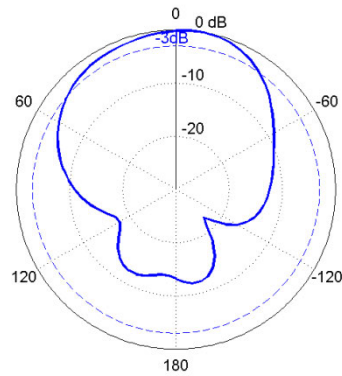
H-Plane (Azimuth)-1900MHz



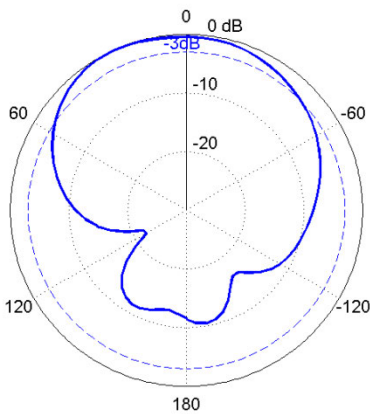
E-Plane (Elevation)-1900MHz



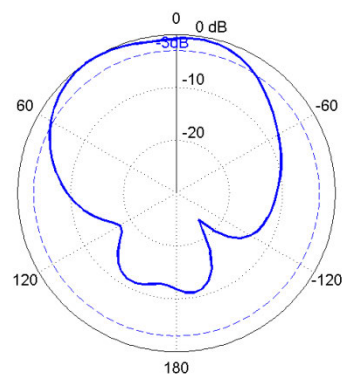
H-Plane (Azimuth)-2100MHz



E-Plane (Elevation)-2100MHz



H-Plane (Azimuth)-2600MHz



E-Plane (Elevation)-2600MHz